



**DCWarehouse Automation® Suite  
Features and Benefits – Complete Not Complex**  
*Use What You Need Now and Grow Into What  
You Want Later Without Hassles*

**Suite Modules:**

- DCWarehouse Automation SBE (Small Business Edition)
- DCWarehouse Automation Enterprise
- DCPackage and Shipping Manager
- DCCredit Card
- DCMobile .Net Solution

**Optional Plug Ins:**






- DCWarehouse Avalara® Integration
- DCWarehouse Banyan® Integration
- DCWarehouse FedEx® Freight Integration
- DCWarehouse UPS® Freight Integration
- DCWarehouse Purolator® Integration

This is **a partial listing of our integrated suite's features and benefits**. If you are a distributor, importer/exporter, fulfillment company or discrete manufacturer looking for a ***real-time system with completely seamless integration*** to help automate your operations and improve inventory control, supply chain management, human resource management and overall customer satisfaction – please feel free to contact us directly at 314-664-2200 for more information or contact your local authorized reseller.







## DCWarehouse Automation Overall Concept and Security

Features	Benefits	ROI
<p>✱DCWarehouse Built as a native component of the Sage 500 ERP® System.</p>	<p>As a native component of your ERP System, all data is transacted in <i>real-time</i> and updates <i>one database</i>.</p>	<p>Save money with a shorter learning curve and avoid costs associated with maintaining/interfacing multiple systems.</p>
<p>✱DCWarehouse Built as a native component of the Sage 500 ERP® System and Upgrades Alongside.</p>	<p>Each time your ERP System has an upgrade or major release, you may have to redefine the data exchange between it and a stand-alone WMS solution.</p> <p>DCSC Inc.'s team of developers ensures that DCWMS is compatible with the Sage 500 ERP® Software.</p>	<p>Save money on expensive development and integration work. Stay on top of newer releases from both your ERP and WMS Applications.</p>
<p>✱DCWarehouse Automates many Sage 500 ERP® Manufacturing and Distribution Processes.</p>	<p>By saving steps on manual entry, reliance on paper documentation and providing simple scanning procedures, it is easier to train your employees in your warehouse or manufacturing facility on your important business processes.</p>	<p>Save money with an easier system for end users with little to no computer experience and save steps in reporting production and inventory transactions.</p>
<p>✱DCWarehouse Automation is Paperless.</p>	<p>You do not have to scan a Paper Sales Order, Purchase Order Receipt or Pick Document to perform a transaction because all of this information is available to you on your wireless device.</p>	<p>Save money and time. There is no need to go through expensive ink/toner and utilize printing equipment.</p>
<p>✱DCWarehouse Security.</p>	<p>Security is controlled at Sage 500 ERP® security group. (Group can be one or more persons.)</p>	<p>Control security tightly, which saves money.</p>

 DC Warehouse Configurable Options.	<p>The DCWMS Application has a lot of functionality and many options. The beauty of our product is the capability to tailor it to your operations and forgo expensive development.</p>	<p>Save money by tailoring this flexible application to meet your distribution or manufacturing needs.</p>
 DC Warehouse – Large Feature Set.	<p>The DCWMS Suite has many features. You <b><i>may only use a portion of these features</i></b> but as your company grows, you can simply start leveraging more of the functionality without having to replace your WMS and Supply Chain Software.</p>	<p>Save money by implementing a cost effective WMS &amp; Supply Chain Solution that can grow with you.</p>
 DC Warehouse Enable/Disable Features for Groups.	<p>Security is controlled down to the transaction level for specific groups or even individuals.</p>	<p>Save money by ensuring data consistency. Also ensure only trusted employees have access to critical information or privileges.</p>
 DC Warehouse Sales Order and Warehouse Work in Real-Time.	<p>The moment a sales order is created, imported from your Web or Via EDI, it is visible in our fulfillment screens. The second an order is picked, packed or shipped, your customer service people have complete visibility. This even includes the <u>shipping and tracking</u> information.</p>	<p>Saving time, improving visibility between fulfillment and sales, improving customer satisfaction.</p>
 DC Warehouse Fully Automated Lot and/or Serial Number Control.	<p>Automatically generate serial numbers, track lot information, validate serial and lot information. Real-time visibility of serial and lot items. All true lot and serial transactions are time, date and user stamped for easy auditing. Need to recall products? Trace everything down in seconds – not days.</p>	<p>Save on third party, non-integrated serial and lot tracking software. Also by maintaining, searching and storing lot/serial type items. Meet required industry standards.</p>





<p>DCWarehouse Lot Info in RF Screens.</p>	<p>The RF Devices display the Lot Expiration Date field for lot tracked items.</p>	<p>Saves time, \$ and allows you much better visibility of your lot tracked items for improved inventory and material control.</p>
<p>DCWarehouse RF/Mobile Screens Allow Item Id/UPC Scan Capability.</p>	<p>Allows you to either scan the UPC Code or the Item ID on any item during any inventory process used with the scanners.</p>	<p>Saves time and money while allowing you to implement UPC Functionality more quickly.</p>






## Bar-Coding, Labeling and UCC Compliance

Features	Benefits	ROI
<p> DCWarehouse Built In Bar Code and Labeling Engine.</p>	<p>The DCWarehouse Automation Bar Coding Engine offers you the ability to create bar codes in many different formats including 2-D. The bar codes can print any standard Sage 500 ERP Field or Customer Field. You can print bar codes using Laser or Thermal Printers. DCWMS has full support for UCC Compliant Labeling. By utilizing bar codes, distributors and manufacturers can eliminate data entry or manual processes that jeopardize data integrity and order accuracy.</p>	<p>Eliminate inaccurate bar code labeling and expensive thermo printer. Use standard bar code technology without having to purchase a separate printer, label software or bar code engine. Monetary savings in hard costs and time.</p>
<p> DCWarehouse Built In Bar Code and Labeling Engine –Bar Code Fonts.</p>	<p>There are many fonts available in our base package. Very rarely would you need to purchase another font.</p>	<p>Eliminate the need to purchase separate bar code font capability for various customer requests/needs. Flexibility can be promoted to your existing or new customers for increased sales.</p>
<p> DCWarehouse Built In Bar Code and Labeling Engine.</p>	<p>All employees can print from their handheld devices. (An example would be to print labels when receiving items directly from the handheld to a belt printer.)</p>	<p>Saves time walking to a PC and reduces errors by ensuring proper labeling.</p>
<p> DCWarehouse UPC Enabling.</p>	<p>Allows you to scan the product without having an item bar code. (An example would be receiving, picking, cycle counting, stock movement, inventory adjustment, issues etc.) Scanning the UPC Code not only updates the item but the unit of measure and quantity.</p>	<p>Time savings and improved inventory accuracy.</p>




<p>✱DCWarehouse UPC Updating On The Fly.</p>	<p>Allows you to scan a new UPC Code that is not already in your database which updates the item master automatically.</p>	<p>Automatic system updates save time, money and improve inventory accuracy.</p>
<p>✱DCWarehouse Package Content Labels.</p>	<p>Provides the ability to print out a package content label on a 4 x 6 label which contains all of the information on a packing list. This label can then be applied to the box or pallet when utilizing the Ready to Ship Picking Functionality.</p>	<p>Improved packaging and labeling procedures to enhance warehouse efficiency.</p>
<p>✱DCWarehouse Free Format Pick Box Labels.</p>	<p>When creating Pick Box Numbers you can input a box type and number of boxes needed without having to associate the boxes to a specific pick list or sales order.</p>	<p>Save money on time spent mass-labeling pick boxes.</p>
<p>✱DCWarehouse Bill of Lading Additional Forms.</p>	<p>Three Bill of Lading forms can be printed standard or VICS BOL &amp; Pallet format. The Pallet Format is more of an industry standard used by larger carriers. These forms are included with your DCWarehouse Software.</p>	<p>Form standardization with industry standards. Saves time because the BOL is automatically populated with required data.</p>

## Order Entry through Pick, Pack, Ship, Invoice and Back Order Processing and Cross Docking






Features	Benefits	ROI
 DC Warehouse Automation Optional Order Entry Screen.	<p>You can seamlessly trigger options/functions by using our order entry screen. These options will flow all the way through pick, pack and ship without duplicate entries.</p> <p>Options Include:</p> <ul style="list-style-type: none"> <li>• Real-Time Rate Shopping at Order Entry.</li> <li>• Credit Card Authorization and Processing (Using the DCCredit Card Module).</li> <li>• Leveraging the DCSC FOB Rules Set Up.</li> <li>• Requiring Signature.</li> <li>• Identifying Residential Shipments.</li> <li>• And much more!</li> </ul>	<p>Save time, improve customer service and shipping accuracy.</p> <p>Saves money on shipping costs by finding the lowest rates possible.</p>
 DC Warehouse Automation Order Entry Update Lines Feature.	<p>If you enter a very large sales order with multiple lines and a change needs to be made after the fact, such as shipping address or ship via, you can easily achieve this on all lines with the update lines feature.</p>	<p>Save time and money.</p>
 DC Warehouse Automation Sales Order AutoSubstitute Feature.	<p>Allows the substitution of items that may be out of stock with another item automatically at the time of order entry.</p>	<p>This saves a lot of time and effort, streamlining the order to fulfillment process.</p>
 DC Warehouse Automation Sales Order State Restriction Feature.	<p>Allows restrictions based on certain items in a product line to certain states.</p>	<p>Helps you avoid costly problems.</p>

 DCWarehouse Automation Sales Order API (Application Programming Interface).	<p>If you have a Web Store Front and you want to import orders with important order and payment information, we have an API and several utilities to help automate this. Recent additions to our API payment information include the ability to accept credit card installments.</p>	<p>Improves work-flow and customer satisfaction.</p>
 DCWarehouse Automation API for 3PL Warehouses.	<p>Supports the transmission of picking and shipping information in and out of DCWarehouse© for remote warehouse locations that do not utilize Sage® or DCWarehouse©.</p>	<p>This is a huge benefit for DCWarehouse Customers that leverage a fulfillment or 3PL company to handle order and shipment processing while still keeping track of all the vital information.</p>
 DCWarehouse Automation Cubi-Scan Integration Option.	<p>The DCPackage Manager integrates seamlessly with this large – capacity dimensioner.</p>	<p>Improves accuracy.</p>
 DCWarehouse Automation Shop for Carrier Rates W/Out A Sales Order Feature.	<p>Allows you to shop carrier rates based on a customer without having a Sales Order, Shipment, Package, or Truckload associated.</p>	<p>Easier access to carrier rates.</p>
 DCWarehouse SO Entry Rebate Processing.	<p>Allows you to enter a negative quantity line item on a sales order to be used as a rebate.</p>	<p>Improves work-flow and customer satisfaction.</p>









 DCWarehouse SO Avalara® Integration.	<p>This is an <u>optional Plug-In</u> for customers who need to collect Sales Tax for their orders. During the order entry process you will be able to call the Avalara SaaS from the address validation or when you are saving the order. This will validate the address, city, state and zip code and bring in the necessary breakdown of sales taxes for that address. This then flows through the pick/pack/ship/invoice process.</p>	<p>Saves time in calculating sales tax or having to go outside of the sales order and rekey in information.</p>
 DCWarehouse Automation Order Entry PO Validation.	<p>You can be notified when a duplicate customer purchase order number has been entered during sales order entry. This prevents accidental over-shipping of items/products to your customers.</p>	<p>Save money on shipping errors and unnecessary returns.</p>
 DCWarehouse Automation Picking.	<p>Completely handle Zone, Wave, Fast, Directed, Ready-to-Pick or many other types based on your business process.</p> <p>You can also:</p> <ul style="list-style-type: none"> <li>• Pick to a box (Typically for smaller orders).</li> <li>• Pick to a Cart or Materials Handling Equipment.</li> <li>• Pick and Package Straight from the Wireless Device.</li> <li>• Isolate a VIP “White Glove Handling” Ticket.</li> </ul>	<p>Bypass any complex routines, allowing you to quickly pick, pack, and ship any order within seconds! Time and \$ savings in labor.</p> <p>Completely embedded Warehouse Management saves you from expensive third party RF solutions and improves accuracy within the warehouse by eliminating redundant manual entry and paperwork. Monetary savings in labor and improved inventory accuracy.</p>








<p>DCWarehouse Pick lists can be generated by Sales Order, Customer PO, Warehouse, Priority, Logical Sequence, Item, Ship-to, and Drop Ship.</p>	<p>Complete flexibility in picking product for shipments. The most robust picking features in its class. Sorting aids in meeting specific shipping needs for client.</p>	<p>Saving in time as orders are picked specifically for an order. Customer satisfaction is met as the order is delivered the way the client needs.</p>
<p>DCWarehouse Create Pick List AutoRun Feature.</p>	<p>You can now set up specific pick list settings to automatically run at scheduled intervals.</p>	<p>Saves time and money.</p>
<p>DCWarehouse RF/Mobile Wave Picking.</p>	<p>Allows employees to summarize their picks by item and pull the totals for given items instead of by sales order.</p>	<p>Save time and money with improved efficiency and fewer steps throughout the warehouse.</p>
<p>DCWarehouse RF/Mobile Wild Card Search for Item or Bin.</p>	<p>Allows employees to search for an item or bin based upon entering a portion of the item or bin.</p>	<p>Saves time and money by quickly allowing the user to find the correct bin or item.</p>
<p>DCWarehouse Zone Picking.</p>	<p>Fully automated zone picking <b>at creation of pick list</b> and through handheld devices during the picking process.</p>	<p>Save money on time spent traveling through the warehouse. Improved picking controls.</p>
<p>DCWarehouse Zone Picking Paperless Guiding and Assistance.</p>	<p>Allows the RF picking screens to keep the pick list up even after the switch zones message has been shown on the screen in case you are picking both the bulk zone and the each zone for the given pick list\order. This helps in a paperless environment because you do not have to remember what pick list you were working on if you need to switch between zones.</p>	<p>Saves time and money by quickly allowing the user to find the correct location or item.</p>




 DC Warehouse RF/Mobile Ready to Ship Picking.	<p>Allows you to print carrier labels before you start picking, so that they can apply the label to the boxes as you pick. During the create pick list process the information is transmitted to the various carriers and packages are automatically created for these items based upon rules set up in the system. This is commonly used in a pre-boxed environment. Ideal for Fulfillment of Merchandise ordered from Web Store Fronts etc.</p>	<p>Save time and money with fewer steps through the warehouse. Fulfill your own orders or your clients!</p>
 DC Warehouse RF/Mobile Ready to Ship Picking UPC Functionality.	<p>You can use UPC Scanning for additional confirmation of your items when picking through the RF/Mobile Device.</p>	<p>Improved accuracy.</p>
 DC Warehouse RF Picking Labels Functionality.	<p>If you are picking products into boxes you have the ability to print labels to place on the box after each box is completed or at the end of the pick.</p>	<p>Saves time because you are properly labeling contents during the pick process.</p>
 DC Warehouse RF/Mobile Ready to Ship Log Functionality.	<p>During the create pick list process the information is transmitted to the various carriers and packages are automatically created for these items based upon rules setup in the system. Now logging functionality is used to track all errors (Such as Data or Address Errors) that occur on the shipments instead of stopping the user with each error message. This prevents the shipper from “babysitting” the massive shipping process.</p>	<p>Save time and money with improved shipping process.</p>
 DC Warehouse RF Combined Shipment Functionality for Multiple Sales Orders from Same Customer/Ship To Address.	<p>Through wave picking or fast picking level, if you have the same customer going to the same address on two different sales orders on your pick list it can combine those two sales order picks into one shipment.</p>	<p>Save money on shipping costs and improve customer service levels.</p>

<p>🌀 DCWarehouse Wave Picking – Combine Shipment Feature.</p>	<p>Allows multiple pick lists for the same order even if one is processed through Fast Picking and the other is processed through Wave Picking to be combined when the shipment is created.</p>	<p>Streamlines the fulfillment process saving time and money while improving customer service levels.</p>
<p>🌀 DCWarehouse RF Generate Shipment Filters and Functionality.</p>	<p>If you have multiple pick lists the user has many filters to choose from when making the shipment such as: customer, sales order, pick list, transfer order, ship-to-address and truck load.</p>	<p>Streamlines the fulfillment process saving time and money while improving customer service levels.</p>
<p>🌀 DCWarehouse RF Generate Shipment/Partial Shipment Validation Changes.</p>	<p>This intelligent validation functionality prevents you from making unnecessary shipment records when there are multiple pick lists or sales order with anticipated multiple pick lists.</p>	<p>Saves time and money on freight, picking, packaging and invoicing.</p>
<p>🌀 DCWarehouse FIFO Picking functionality.</p>	<p>Allows you to create the pick list, and pick based upon FIFO (First In First Out) rules. This only applies to lot or serial tracked items.</p>	<p>Improved picking and inventory controls to prevent wasting inventory due to expiration dates.</p>
<p>🌀 DCWarehouse Create Pick List – Ability to Change Quantity.</p>	<p>This allows you to edit the quantity to pick before the pick list is created. This is mainly used to control inventory allocation.</p>	<p>This saves time and provides more flexible inventory control.</p>
<p>🌀 DCWarehouse Pick-To-Box Feature.</p>	<p>This allows you to pick product into a box/pallet as the product is pulled from the shelf. This records the item-box association right at the picking process.</p>	<p>This saves time and improves shipment and inventory accuracy.</p>
<p>🌀 DCWarehouse Pick-To-Box Multiple Sales Order Feature.</p>	<p>This allows you to pick items from multiple sales orders for the same customer into a given box or pallet.</p>	<p>This saves shipping costs and improves fulfillment time and customer service.</p>






 DC Warehouse Print ASN Labels During Picking Processes.	This functionality allows the ability to print out ASN labels at the time of picking so that they can be placed on the picking boxes as they are picked. For large shipments this will be useful so that the boxes can be picked, labeled, and palletized before the shipment record is ever created.	This saves time and increases overall efficiency in fulfillment.
 DC Warehouse Print ASN Labels from Edit Picking Box.	Allows you to reprint an ASN label from the scanning device using the Edit Picking Box screen before the shipment has been created. This would be used in cases where something happens to the label such as printing error, label tears, is lost, etc.	This saves time and increases the overall efficiency in fulfillment.
 DC Warehouse Update ASN Customer Address Setting Feature.	Allows you to easily update the ASN label options for all addresses on the customers option screen. In addition a separate utility has been added to multiple customer global changes.	This saves time and increases the overall efficiency in fulfillment.
 DC Warehouse Customer Specific Forms-RF/Mobile Printing.	This allows you to print <u>customer specific forms</u> such as; packing lists, shipping labels and ASN's directly from the handheld during the shipping and packaging processes.	This saves time, money and improves customer service.
 DC Warehouse RF/Mobile Package Shipment Capability.	This allows you to actually package items into one or multiple boxes straight from the handhelds after the shipment is created. You can even specify the items and quantities within each box.	This saves time and money by improving inventory control and shipping accuracy and efficiency.
 DC Warehouse Box Calculation Assistant Feature.	If you take orders in the unit of measure <b>each</b> , but want to have your pickers know the number of boxes to pull – this feature automatically calculates this for them on the pick list.	This saves time and improves efficiency.

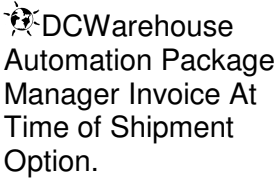
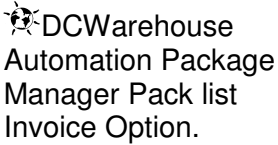
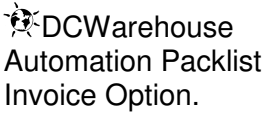
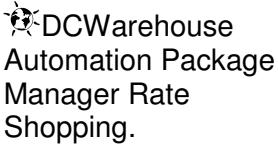
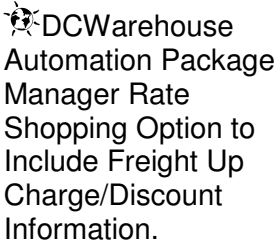
 DCWarehouse Max Orders and Max Lines.	<p>Allows you to control the number of sales orders or sales order lines when creating your pick lists.</p>	<p>Improved picking controls.</p>
 DCWarehouse SO Line Quantity Range.	<p>Allows you control during the pick list creation process to only include orders where the line quantities on each line fall within the given quantity range.</p>	<p>Improved picking controls.</p>
 DCWarehouse Cancel Picks Option.	<p>When a sales order is changed or canceled in order to meet client's requirements, DCWarehouse automatically updates warehousing.</p>	<p>Savings in time and money by avoiding unnecessary picks or shipping.</p>
 DCWarehouse Pick Status Feature.	<p>With one simple button click pickers can view a pick status screen that shows how many lines will be picked, if they are <u>partial or complete</u>, the total quantity picked, what products have been picked "so far" and the total weight.</p>	<p>Saving time and money by making better decisions.</p>
 DCWarehouse Picking – Resetting Bin Quantity Feature.	<p>Allows employees to reset bin quantities if there is a discrepancy, which updates inventory and prevents unnecessary trips to empty or insufficient bins.</p>	<p>Savings in money and time.</p>
 DCWarehouse Pick by Bin, Serial/Lot number.	<p>Pickers are directed to a specific bin where they can pick allotted serial/lot number.</p>	<p>Increased shipments, increasing revenue and allowing for more orders. Lower costs, as picks are more accurate.</p>
 DCWarehouse Serial Number Range Functionality.	<p>Allows you to specify a serial range for serialized products instead of having to scan each and every serial number to process a transaction.</p>	<p>Saves time allowing you to put in a serial number range rather than having to scan each and every item during picking and other inventory operations.</p>

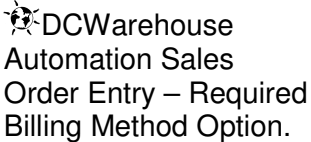
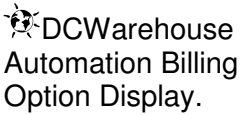

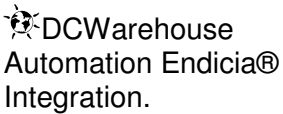
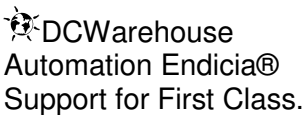

 DC Warehouse Lot Suggestion on Pick List.	<p>If you pick lot items, this simply prints the suggested lots on the pick list. Please note: The lot information is still on the RF/Mobile Device for visual aid.</p>	<p>Savings in time by providing better picking knowledge.</p>
 DC Warehouse <u>Pseudo Serial</u> Numbering At Shipment.	<p>This allows you to generate serial numbers for items at the <u>shipment level</u> and record the information for future use. This is ideal for distributors or manufacturers that do not want to track/scan serial numbers within their own warehouse processes.</p>	<p>Saves time, controls inventory information and improves work flow.</p>
 DC Warehouse <u>Pseudo Serial</u> Numbering – Secondary Pieces.	<p>This will allow you to track additional pieces of data to your items as they are being shipped without having to utilize the Sage 500 standard serial number tracking setup.</p>	<p>Saves time, controls inventory information and improves work flow.</p>
 DC Warehouse Fast Picking and Fast Pick Level – Over Pick Feature.	<p>Allows pickers to be able to over-pick and ship based on tolerance levels. This is commonly used in the manufacturing industry.</p>	<p>Saves time and eases process flow.</p>
 DC Warehouse Fast Picking and Fast Pick Level Line Level Locks.	<p>If you have a very large Sales Order or work in a completely paperless environment, this will allow you to ensure that the pickers are able to pick the same order without “running into each other”.</p>	<p>Saves time and eases process flow.</p>
 DC Warehouse Fast Picking Bulk Zone Assistance.	<p>Allows you to return to the sales order field when picking a pick list that has multiple orders on it when the bulk zone functionality is enabled.</p>	<p>Saves time and eases process flow.</p>
 DC Warehouse Bulk Zone Assistance.	<p>Bulk Zone functionality is enabled to be able to break out the bulk zone picks and ‘each’ or other picks into separate pick lists for the users.</p>	<p>Saves time during the picking process.</p>








 DC Warehouse Automation Graphical Warehouse Manager With Drag and Drop Capability.	<p>A warehouse manager can see all orders as they are placed by customer service. He/She can select orders to be picked and shipped. Simple visual screen allows for quick decision and analysis of activity. He/She can sort orders based on priority, shipment methods, customer type, order type, etc.</p>	<p>Real-time interaction with customer service, improved warehouse management and shipping. Monetary savings in interdepartmental visibility.</p>
 DC Warehouse Back Order Release.	<p>The Create Pick List function for Back Order Releases can be accessed under Warehouse Automation – Activities - Create Pick List.</p> <p>This option can be utilized in order to create a pick list of inventory items that were placed on backorder status during the sales process, but are now available within your inventory. Currently within the Sales Order module under Reports, you can print out a report listing all items on backorder. The Create Pick List Back Order Release function will enhance the user functionality to give you all orders that are now available to be picked automatically as well as create the pick lists.</p> <p>Options such as viewing only backordered items to fill, and only shipping complete at 100% fill rate, help you control your shipment processes.</p>	<p>Save money and time in back order fulfillment. Improve customer service by adhering to their receiving policies.</p>
 DC Warehouse Sales Order Holds Utility.	<p>This allows you to easily see all orders that have a hold placed on them. This User-Friendly Grid allows you to see the various types of holds (example credit hold, hard header hold, etc.) Directly from the screen you can easily manage the holds including releasing them if you need to.</p>	<p>Save time and money with improved work-flow.</p>















 DCWarehouse Cross Docking Feature.	User has the ability to pick cross docked orders specific to a certain purchase order or from a certain cross dock location.	Save time and money with improved work-flow.
 DCWarehouse Cross Docking Enhancement.	This helps you by pointing out the correct cross dock location or bin to pull the product specific to that order from – instead of just “any” cross dock bin.	Saves you time and money while improving inventory accuracy.
 DCWarehouse Automation Package Manager Blind Shipping Feature.	Allows distributors and manufactures to provide fulfillment for your customers’ end users. (Example: XYZ Auto Parts ships components to Happy Auto’s customer. Happy Auto’s customer only sees Happy Auto’s name on the address and shipping label.)	Money made in providing improved fulfillment services for your customers!
 DCWarehouse Automation Package Manager with Approved FedEx®, USPS, ® DHL/Airborne®, Endicia® UPS® On Line and Banyan® Integrated Shipping Tools all Integrated in Real-Time.  Purolator Option. FedEx Freight Option. UPS Freight Option.	In a completely automated process flow, you can quote shipment based on item/weights etc.  Boxes/Packages can be identified and shipped via bar-code. Documents such as, bill of lading, packing documents ASN’s, shipping labels, invoices all can be printed automatically to any laser printer.  All contents and relative information remain intact throughout the entire process.  Multiple items from the same sales order tracked to box and shipping. Eliminates expensive and poorly integrated shipping systems and hardware.	Eliminate expensive shipping workstations and improve shipping accuracy and customer satisfaction. Save money with improved shipping accuracy and customer retention.
 DCWarehouse Automation Package Manager FedEx Smart Post.	This allows you to utilize the FedEx Smart Post Functionality.	Saves \$ on shipping costs.








	<p>Allows fast paced distributors or manufacturers to invoice at the time of shipment.</p> <p><i>This works for counter sales or shipment sales.</i></p>	<p>Speeds the cash conversion cycle which in turn improves cash flow.</p>
	<p>Allows fast paced distributors or manufacturers with many concurrent users or high volume transactions to print an invoice at the time of shipment. This invoice however, does not go through all of the posting processes that may cause a slowdown. Invoices can be posted at a later time.</p>	<p>Improves cash flow, speed/performance and overall efficiency.</p>
	<p>Allows you to display the item weight at the line level in addition to the total weight already shown at the bottom of the report. Conversions also translate weight terms to reflect those used in International Shipments.</p>	<p>Makes it easier to ship products and be in compliance Internationally.</p>
	<p>Improve customer service by comparing rates between UPS, USPS, Federal Express, Endicia, Banyan and DHL/Airborne at the Sales Order Level or during the Packaging Process.</p>	<p>Save money by increasing customer service levels, and with accurate shipment fees.</p>
	<p>When viewing rate shopping during Sales Order Entry this will allow you to get a better picture of what the freight cost will be to the customer.</p>	<p>Improve customer service levels.</p>






	<p>An alternate method at order entry – will force the user to input correct billing method for customers, such as bill third party, collect, pre-paid etc.</p>	<p>This benefits you because – if you have incorrect information in the customer shipping master – this will force you to look at it prior to shipping.</p>
	<p>Displays billing information such as which billing option was used for a package and if a customer account was used.</p>	<p>Saves time and money in research.</p>
	<p>DCWarehouse Automation support USPS' commercial rates allowing you to ship via USPS with either retail or commercial rates.</p>	<p>Save \$ by quoting more accurate shipping charges and increase customer service satisfaction by offering USPS as a carrier.</p>
	<p>This functionality allows you to utilize Endicia to process USPS shipments as an alternative to using the USPS Online Tools integration. With the Endicia integration manifest reports will not be needed and functionality has been added to allow for international shipments as well as processing of APO/FPO shipments.</p>	<p>Save \$ by quoting more accurate shipping charges and increase customer service satisfaction by offering more options and ship-to addresses.</p>
	<p>This feature allows for you to pick/pack/and ship First Class Mail or Packages.</p>	<p>Improves customer service by ensuring packages arrive quickly.</p>
	<p>Users can now efficiently utilize the DCWarehouse Packaging Manager Screen with keyboard short-cut keystrokes.</p>	<p>Save time in packaging process and improve overall efficiency.</p>

 DC Warehouse Bill of Lading Advanced Features.	Ability to assign BOL form at the carrier level for each ship method. Ability to generate more than one BOL per shipment and to control BOL lines to contain more than one package.	Improved shipping procedures allowing you to set parameters for BOL form requirements at each carrier.
 DC Warehouse Automation Package Manager Freight Up charge.	Up charge your shipping by a % or flat dollar amount to ensure your company does not lose profits during the shipment process.	Make money through your shipping and handling process.
 DC Warehouse Automation Package Manager – Multi-Package Option.	Allows you to package shipments into multiple boxes/packages/pallets etc. You can override the boy type during the package process if required.	Simplifies packaging process and improves overall shipment control.
 DC Warehouse Automation Flexible Shipment Filters.	Allows you to filter pick/lists orders with a variety of options. An example includes the ability to filter by customer address. This helps in cases where the user has multiple pick lists that they want to combine into one shipment for a specific customer address and ensure that even partially picked orders are included.	Simplifies the packing and shipping process and leverages more cost effective shipping rules.
 DC Warehouse Automation RF/Wireless Allow Partial Shipments Validation Change.	Provides the ability to validate if all items have been picked on an order before generating a shipment.	Simplifies the packing and shipping process.
 DC Warehouse Automation Customer Specific BOL Form Option.	Allows the use of customer specific BOL Forms.	A great customer service feature.
 DC Warehouse Automation Special Invoice Form.	Employees have the option to print our specialized customer invoice form that includes the tracking numbers for all the items shipped (per box).	Improve customer service levels and save time.







 DCWarehouse Automation Support for Cash Receipt Refunds and Invoice Overpayment.	<p>Gives you the capability through the DCWarehouse Cash Receipts Screen to process customer refund checks as well as apply a payment that is greater than the invoice amount if necessary.</p>	<p>Improves customer service levels.</p>
 DCWarehouse Signature Required Feature.	<p>Allows you to setup customers in Customer Options marked with <u>Signature Required</u>. As orders are processed through the system this will automatically transfer into Warehouse Packaging Manager so that UPS and FedEx labels are marked accordingly to require this signature.</p>	<p>Improved shipping controls.</p>
 DCWarehouse Hazmat Shipping Features.	<p>Allows you to set up the appropriate Hazard Class Descriptions for Hazmat items. This then allows you to ship these items with the appropriate rules.</p>	<p>Improved inventory and shipping controls for Hazmat products.</p>
 DCWarehouse Additional Freight Surcharges.	<p>Ability to add additional freight surcharges based upon pre-defined rules in the system related to shipment amount, shipment weight, or package weight. These surcharges will be above and beyond the freight up charges and can be either a flat rate or multiplier.</p>	<p>Capture and make money through your shipping and handling process.</p>
 DCWarehouse Scale Integration.	<p>DCWarehouse has numerous integrations with scales using either COM PORT or USB Connection Capability.</p>	<p>Easily Capture and make money through your shipping and handling process.</p>
 DCWarehouse Packaging Machine Integration Capability.	<p>DCSC has integrated DCWMS with the 9000-18 Packaging Machine. This automates the entire packaging process including shipping steps such as label application, packing slip inserts and shipping information without human intervention.</p>	<p>Savings on payroll, money and time.</p>







 DC Warehouse Insured Value Calculation.	<p>Automatically calculate the insured value of a carrier shipment in the Warehouse Packaging Manager based upon cost or price defined at the carrier or customer level.</p>	<p>Eliminate manual entry of insured value for improved accuracy and shipping performance.</p>
 DC Warehouse Declared Value Calculation.	<p>Automatically calculate the declared value on an international shipment in the Warehouse Packaging Manager based upon cost or price defined at the carrier or customer level.</p>	<p>Eliminate manual entry of declared value for improved accuracy and shipping performance.</p>
 DC Warehouse Item Class International Restriction Identification Feature.	<p>Allows the ability to restrict certain items within a given item class to make it onto a sales order for an international order. Not only does it check for this at the time of Sales Order Entry but it also checks for this at the time of Create Pick List in case orders are imported into the system through a web interface, EDI Import, etc.</p>	<p>Helps to prevent International Shipping Mistakes that could cause costly problems.</p>
 DC Warehouse Amber Road® Integration.	<p>Due to the ever changing laws in each country along with political challenges, you don't want to ship the wrong products to the wrong address. This integration allows you to check on any product restrictions before you ship them.</p>	<p>Helps to prevent International Shipping Mistakes that could cause costly problems.</p>
 DC Warehouse Alternate UPS Account Setup.	<p>Ability to designate alternate UPS accounts in addition to your primary registered UPS account for customer billing. You can designate to use a customer's UPS and submit the shipment to UPS on the customers behalf marked as prepaid.</p>	<p>Eliminate expensive shipping workstations and improve shipping accuracy with ability to handle multiple UPS accounts from one machine.</p>
 DC Warehouse UPS Free Domicile Shipping.	<p>Allows user the capability to determine who pays for the tax and duties for international shipments.</p>	<p>Allows you to control your shipping costs and eliminate unnecessary invoicing procedures.</p>





 DCWarehouse UPS Paperless Invoice Feature.	<p>Allows the user to send all of the required invoice information directly to UPS so the paper invoice is no longer required.</p>	<p>Allows you to streamline UPS International Shipping and makes it easier to do business overseas.</p>
 DCWarehouse UPS Return Labels.	<p>Ability to automatically print the UPS Return Label with the Shipping Label. Allows you to send the return label with your shipment to assist customers with returns. This is commonly used for catalogue or ecommerce type sales.</p>	<p>Eases customer service and improves customer satisfaction.</p>
 DCWarehouse UPS Returns and Flex Returns Labels.	<p>This allows you to separate the Return Label and Flex Return label functions. In addition, options may be selected to default the labels option to no and now select the return labels at the time of Sales Order Entry.</p>	<p>More options for customer service and improves customer satisfaction.</p>
 DCWarehouse UPS Custom Commodity Options.	<p>This allows you to specify whether to use commodity codes or item short descriptions when processing international shipments.</p>	<p>Allows you to streamline your UPS International Shipping and provides more options based on your customers' requirements.</p>
 DCWarehouse FedEx Return Labels.	<p>Ability to automatically print the FedEx Return Label with the Shipping Label.</p>	<p>Eases customer service and improves customer satisfaction.</p>
 DCWarehouse Set up Carrier - Reference Field Capability.	<p>You can determine for each carrier which pre-defined fields should be shown on the carrier labels in the place of the reference fields.</p>	<p>Better shipment tracking with each of the integrated carriers.</p>
 DCWarehouse Set up Customer Level - Reference Field Capability.	<p>You can determine for each customer which pre-defined fields should be shown on the carrier labels in the place of the reference fields.</p>	<p>Improved customer satisfaction and service levels.</p>

 DCWarehouse Quantum View Notification for UPS or Ship Alert Notification for FedEx.	<p>Allows you to specify by customer whether or not you wish to automatically notify them when their package has shipped through these carriers.</p>	<p>Improved customer service and satisfaction.</p>
 DCWarehouse Automation Package Manager Freight Up Charge Discount Feature.	<p>Ability to discount the freight from published rates returned from the carrier. This can be accomplished by applying a negative up charge.</p>	<p>Improved shipping and freight accuracy by having the system calculate freight discounts.</p>
 DCWarehouse Automation DHL® International Shipments.	<p>This allows you to leverage their current service codes for rates and shipping information. This handles the appropriate international tax and duty codes. This makes shipping internationally easier allowing you to promote your goods outside of North America.</p>	<p>Improved shipping and freight accuracy.</p>
 DCWarehouse Automation DHL® International Shipments from France.	<p>Allows you to ship from a distribution center in France.</p>	<p>Improved shipping and freight accuracy.</p>
 DCWarehouse Set UP FOB Rules.	<p>Designate a pre-defined set of rules to determine if a customer should be charged freight amounts or if they should receive free freight.</p>	<p>Improved customer service allowing the system to determine if the order should receive free freight instead of user driven. Improved accuracy in freight calculations and amounts charged to the customer.</p>














 DCWarehouse Maintain FOB Rules – Trade Discount and Payment Term Rules.	Designate a pre-defined set of rules to determine if a customer or order should be given a trade discount or payment term change based upon the order amount, etc.	Improved customer service allowing the system to determine if a trade discount or payment term change needs to be applied to the order. Improved order accuracy.
 DCWarehouse Maintain FOB Rules Multi-PO Feature.	Within DCWarehouse© Automation, functionality has been added to the FOB and Shipping Rule capability to support a new type of rule crossing over multiple sales orders. This new rule will look at multiple orders with the same Customer PO to determine whether the customer should receive free freight, etc.	Improved customer service and satisfaction.
 DCWarehouse Maintain FOB Rules – Quantity Function.	Checks an order for specific quantities in order to determine if a FOB or Special Shipping Rule needs to change or if there should be a discount on the order etc.	Improved customer service allowing the system to determine if a trade discount or payment term change needs to be applied to the order. Improved order accuracy.
 DCWarehouse FOB Rules –Sales Order Prompt.	During order entry you may be prompted that an FOB or Special Shipping Rule was found based upon the order criteria. You can determine whether or not you want to allow the rule to take place.	Improved customer service.
 DCWarehouse Third Party Billing Supported.	Ability to designate at the customer level or the order level to use a customer account with UPS, FedEx, or DHL. This account can then be billed as Third Party billing through these carriers.	Improved shipping and freight billing accuracy leading to increased user efficiency.
 DCWarehouse UPS Consignee Billing.	This feature allows you to bill shipments as UPS Consignee when using the warehouse package manager.	Improved shipping and freight billing accuracy leading to increased user efficiency.

 DC Warehouse Confirm Item to Package.	<p>Allows you to unload your cart from the Wave Picking Process using scanning technology. You will scan each item from the cart into the necessary packages during the packaging process.</p>	<p>Improved shipping and packaging accuracy.</p>
 DC Warehouse Hands Off Scanning for Confirm Item to Package.	<p>Allows you to remove items from a cart to individual packages and print labels, packing slips etc. and ship without having to use a mouse.</p>	<p>Improved shipping efficiency and performance.</p>
 DC Warehouse Confirm Item to Package, Scan Box Functionality.	<p>Allows employees who put multiple items into one specific box to only scan the box one time.</p>	<p>Improves efficiency.</p>
 DC Warehouse Options for Scanning Packages with Optional Defaults.	<p>Allows you to scan packages by package, picking box, shipment, sales order, transfer order or UCC128.</p>	<p>Improves efficiency and accuracy in the packaging process.</p>
 DC Warehouse Confirm Item to Package/Auto Creation Feature.	<p>Allows you to automatically create packages by the item's UPC Code during the confirm item to package process.</p>	<p>Improves efficiency and accuracy in the packaging process.</p>
 DC Warehouse Package Manager Package Info List-Limit.	<p>Allows you to view package numbers related to a given sales order when a shipment record may contain multiple orders due to our combine shipments option. When there are many packages associated to a shipment related to multiple orders this will allow the user to easily see the packages they need to work on for a given order.</p>	<p>Improves efficiency and accuracy in the packaging process.</p>





 DC Warehouse Confirm Item to Package Allow Shipment Filter.	<p>Allows you to select shipments within a cart – out of sequence when confirming an item to a package. An example of why this is helpful is: If you need to get one shipment out quickly – this makes it easy.</p>	<p>This saves time and makes shipping more efficient.</p>
 DC Warehouse Item/Box Functionality.	<p>Allows you to set up an item box/unit of measure combination to default the box type and dimensions at the time of picking or warehouse packaging.</p>	<p>Improves efficiency, shipping and package accuracy.</p>
 DC Warehouse Package Maintenance Utility.	<p>This feature allows you to clean out any empty packages quickly and provides a simple interface to cancel or remove a shipment with a large amount of packages.</p>	<p>Saves time.</p>
 DC Warehouse Pick-List Maintenance Utility.	<p>This utility allows you to remove old allocation records that are not needed. This table can get large over a matter of time depending on the amount of pick lists done. This can be used to keep the table size to a manageable size and prevent any performance issues, etc.</p>	<p>Saves time and speeds system performance.</p>




## Truckload Creation and Support

Features	Benefits	ROI
 DCWarehouse Truckload Functionality.	<p>If you use your own trucks or utilize outside Freight Carriers, this provides the ability to manage exactly what is placed on the truck. This can be run in three types of modes:</p> <ul style="list-style-type: none"> <li>- Run for Pick list Only</li> <li>- Run for Pick list with Pick boxes</li> <li>- Run for Shipments with Packages</li> </ul>	Improves time, money and shipment accuracy.
 DCWarehouse/RF Ability to Confirm or Unconfirm Boxes or Packages to a Ship line or Truck.	After something is picked, if the truck is not there yet, you may want to place it in a staging or ship line area. Then you can move it from the ship line to the truck.	Improves time, money, inventory and shipment accuracy.
 DCWarehouse/RF Generate Shipment for Truckload.	If you have multiple pick lists or multiple orders confirmed to a given truck, you have the ability to generate a shipment by the truck number.	Improves time, money, inventory and shipment accuracy.
 DCWarehouse Truckload BOL and Packing List Capability.	Allows you to print a packing list and Bill of Lading for an entire truck load. This can include multiple shipments etc.	Streamlines fulfillment process.
 DCWarehouse Truckload BOL Multi-Order.	Allows you to better support truckloads containing multiple orders.	Saves you time and improved efficiency.






 DCWarehouse Truckload Ship Line Bypass.	<p>If you pick an item and the truck is just ready to leave, this function allows you to bypass placing the items in a shipping line and allows you to place them directly into the truck.</p>	<p>Saves you time and improved efficiency.</p>
 DCWarehouse Truckload-RF Inquiry.	<p>This allows you to see the packages/picking boxes left in a ship line and not confirmed to a truck, straight from your hand-held device.</p>	<p>Improves time, money, inventory and shipment accuracy.</p>
 DCWarehouse Carrier Reference Fields for LTL.	<p>Additional user reference fields for LTL shipments using either the UPS® Freight or FedEx® Freight integrations for pallets and packages are available.</p>	<p>Enhances reference field options to help you find information and understand it faster.</p>
 DCWarehouse Banyan® Interface Option.	<p>Within DCWarehouse© Automation, functionality has been added to allow integration with various trucking carriers through the use of our Banyan interface. This will allow the user to ship using various carriers and allow the pro numbers to be automatically returned to the system.</p>	<p>Improves time, money, inventory, and shipment accuracy.</p>
 DCWarehouse Banyan® Interface Option.	<p>Allows employees to input information for truck loads (LTL's or TL's) such as the pickup date, the pickup time, dock information as well as the delivery time, delivery date, dock information etc.</p>	<p>Improves time, money, inventory, and shipment accuracy.</p>
 DCWarehouse Banyan®/Load Rate and Transit Time Shopping.	<p>Once you submit load information you have the ability to shop your various carriers for rates or transit times. You can then easily make your selection and book the shipment.</p>	<p>Save money by selecting the lowest rate or improve customer service by selecting the fastest transit time.</p>

## Kitting/Dekitting, Pallet Creation and Support







Features	Benefits	ROI
<p> DCWarehouse Pallet Creation Utility.</p>	<p>Allows employees to create Temporary/Staging Bins/Pallets which can be labeled, tracked (including the items within,) and can later be moved in its entirety or broken apart.</p>	<p>Savings in improved pallet/inventory control and time savings.</p>
<p> DCWarehouse Pallet/Master Carton Support Through Warehousing Activities.</p>	<p>Through the use of the pallet support during shipping and packaging you can add multiple shipments/packages to one pallet for tracking purposes. Once you have picked your product and is ready to package, a pallet can be assigned to the different packages.</p>	<p>Savings in improved pallet/inventory control and time savings.</p>
<p> DCWarehouse Real-Time Assemble/Disassemble Kits.</p>	<p>Within the Warehouse Automation Module, you have the capability to process the assembling and disassembling of kits. This process allows for the automatic update of the kit to inventory and the release of inventory component parts in real-time.</p>	<p>Save money in the kitting process and improve inventory control.</p>
<p> DCWarehouse Real-Time Assemble/Disassemble Kits Label Option.</p>	<p>Within the DCWarehouse Automation RF/Wireless Options, you can determine your label layout to put on the kit item as it is assembled. You can specify a default printer to send your label to. There are also options where you can check if you want to print the kit label as the product is assembled, or you would like to print component labels as the kit is disassembled to be placed on each of the products before it is put back in inventory.</p>	<p>Save money in the kitting process and improve inventory control.</p>

 DC Warehouse Real-Time Assemble/Disassemble Kits – UPC Option.	This allows you to assemble or dis-assemble kits by using the component or finished kit UPC instead of the item ID.	Saves time and \$ because you do not need to create extra labels if the UPC Code is already on your components.
 DC Warehouse Automate BTO Kits Multi-Package Process.	This allows you to specify the number of kits to package and the system will automatically distribute all the necessary components needed.	Saves time and \$. Improves material and inventory control.
 DC Warehouse Build To Order (BTO) Open Order View.	This allows you to easily see BTO kit components and which components of a kit may not be in stock in order to process the pick.	Saves time and \$.

## Beginning Balance, Bin Replenishment, Cycle Counting, RMA Processing and Inventory Transactions






Features	Benefits	ROI
 DCWarehouse RF/Mobile Beginning Balance Account Feature.	When implementing Sage 500 ERP® initially, you can start out using handhelds for beginning balance accounts. (Prevents bad data-conversion.)	Save money immediately with improved inventory accuracy and control.
 DCWarehouse Bin and Zone Import.	Allow employees to use a formatted text file to import their bins and zones.	Time savings on manual data entry. Improved bin and zone setup accuracy.
 DCWarehouse Automation Cycle Counting.	Extend Cycle Counting of Sage 500 ERP into mobile environment. Improved counting, can count by ranking (Gross Margin, Hits, Sales Volume, Item Value,) bin, item, item type and more.	Increase inventory accuracy and keep counts current. Identify item theft, loss, misplacement etc. Reduce inventory required to meet demand. Save money in inventory costs.
 DCWarehouse Automation Cycle Counting Auto Adjust Feature.	Automatically allows you to add in picked or received quantities into your cycle count totals.	Prevents inaccurate accounts so you do not miss adjusted quantities based upon pending shipments and/or receipts. Saves money on improved inventory control.
 DCWarehouse Cycle Count – Blank Card Functionality.	Provides the ability to add items/bins to your cycle count that were not originally included at that location.	Time savings on process instead of having to do this manually. Improved inventory accuracy.






 DC Warehouse Inventory Adjustments and Issues.	Allow employees with appropriate security to adjust in or issue out inventory and post in real-time.	Save money with improved inventory accuracy.
 DC Warehouse Automation Inventory Transfers and Movement.	Transfer or move inventory on the fly.	Save money by improving processes and taking fewer steps to keep inventory accurate.
 DC Warehouse Bin Replenishment. Supports both fixed and Random Bins with Many Optional Sorting Methods.	System suggests where to put fast moving items and when to replenish a fast pick area.	Save money on time spent traveling through the warehouse.
 DC Warehouse Automated RF Bin Replenishment.	Allow employees the ability to view which bins need to be replenished and process the replenishment request through the scanning device.	Improved inventory accuracy and stock rotation.
 DC Warehouse Dynamic Bin Replenishment.	<p>Within the Bin Replenishment screen, you can utilize dynamic bin replenishment where you can enter a warehouse/item, the destination bin, minimum stock, and maximum stock.</p> <p>Through the dynamic bin replenishment, the Warehouse Automation will find the bins that you need to pull from. This is very useful if your stock is constantly moving in the warehouse or if you have a fast pick area or strategic locations for production.</p>	Save money on time spent traveling through the warehouse.
 DC Warehouse Bin Replenishment Based On Open Orders.	Warehouse workers have the option of replenishing bins based on open sales orders. This is an excellent way to keep your inventory at a prime location for picking, especially if there is a recent spike in demand.	Save money on time spent traveling through the warehouse and increase customer service/speed in fulfillment.






 DCWarehouse Bin Replenishment With FIFO Function Option.	<p>If you need to rotate stock and move your oldest materials into your “hot” or “popular” picking bins – you have the option.</p>	<p>Save money on inventory control and prevent loss of older or expired shelf life products.</p>
 DCWarehouse Bin Replenishment With Lot Expiration.	<p>Allows users to rotate stock and move items based upon lot expiration.</p>	<p>Save money on inventory control and prevent loss of older or expired shelf life products.</p>
 DCWarehouse Bin Replenishment-Transit Option.	<p>Allows the moving of product from stock (source bin) to an intermediate bin (cart) before putting it into the destination bin.</p>	<p>Provides you even more control and visibility of your inventory even during transit within your warehouse.</p>
 DCWarehouse Bin Replenishment Import Tools.	<p>You can import bin replenishment information from .txt or .xls files.</p>	<p>Saves time with less manual data entry and improves inventory control.</p>
 DCWarehouse Item Stock Display.	<p>Allows you to easily scan or pull an item up to view the quantity, lot info, serial info, history, pending qty. and even item price.</p>	<p>Saves time with less manual data entry and improves inventory visibility.</p>
 DCWarehouse Move Stock Feature.	<p>A view is created with all required fields to process the move of stock within a warehouse using the mobile device. As employees pick the inventory SKU to move, real-time distribution is created for the SKU. The quantity moved is then updated to the appropriate location in ‘real-time’.</p>	<p>Monetary savings in inventory movement process and improved inventory controls. (Inventory Locators Updated in Real-Time!)</p>
 DCWarehouse Automated RMA Processing.	<p>All returns can be handled via a mobile device, validated against an RMA, and put away to a returns processing area. You can determine if return requires a replacement item. If you use serial or lot tracking this will be automated as well.</p>	<p>Save money on faster RMA Procedures, Validation at the receiving area and proper merchandise storage.</p>







## Integrated *Optional* Credit Card Module DCCredit Card for DCWarehouse





Features	Benefits	ROI
<p> DCWarehouse .Net Credit Card Module.</p> <p><i>(optional module sold to DCWarehouse Automation Users Only)</i></p>	<p>Within DCWarehouse you have the capability to perform credit card authorization and processing. The DCWarehouse© Sales Order Entry and Invoicing screens have been integrated with PayPal. This Credit Card functionality flows within the DCWarehouse streamlined process, making it simple to accept credit card and/or ACH Payments.</p>	<p>Saves both time and money with improved cash flows. No need for expensive third party credit card programs.</p>
<p> DCWarehouse Credit Card Module Encryption.</p>	<p>Within DCWarehouse Automation you have the ability to encrypt the credit card information within the SQL database.</p>	<p>Security with customer credit card numbers when stored in the database.</p>
<p> DCWarehouse Credit Card Module.</p>	<p>Within DCWarehouse Automation you have the ability to create and store multiple credit cards and ACH accounts per customer.</p>	<p>Saves time and money with improved cash flow.</p>
<p> DCWarehouse Credit Card Module <u>Do Not Store Credit Card Numbers.</u></p>	<p>You now have the ability to process credit card transactions without saving card numbers. Please note if you store credit card numbers/information by law there are certain circumstances wherein credit card companies require special security measures such as special servers and additional maintenance.</p>	<p>Improves security which saves time and money.</p>
<p> DCWarehouse Credit Card Module Allow Reference Transactions.</p>	<p>This feature allows you to bring in a simple reference number from your website or web store instead of credit card numbers and detailed information. You can still process the credit card but you are simply using a reference number.</p>	<p>Improves security and performance.</p>

 DCWarehouse Credit Card Installment Payment Feature.	<p>This gives you the capability to break down credit card payments into installments. It automatically brings installments into a cash receipts batch when they are due.</p>	<p>Improved customer service and flexibility through payment options resulting in increased sales.</p>
 DCWarehouse Credit Card Allow for Non-Inventory Items.	<p>Allows you to process an order with all non-inventory items if you desire.</p>	<p>Improved customer service and flexibility through payment options resulting in increased sales.</p>
 DCWarehouse Credit Card Warning Feature.	<p>If you try to leave the screen before fully settling all credit card transactions, you will be given a warning.</p>	<p>This helps to ensure that you don't accidentally leave the screen before settling important credit card payments.</p>







## Purchasing, Purchase Order Receiving, Directed Put-Away, Transfer Order Processing and Return to Vendors

Features	Benefits	ROI
 DCWarehouse Purchase Order Receiving.	Allows you to receive purchased items by item or purchase order, and direct receivers on put-away with your mobile device. This includes support for landed costs.	Save money and time with improved accuracy and fewer steps through the warehouse.
 DCWarehouse Purchase Order Receiving – Pallet Option.	Allows you to receive multiple purchase orders onto a specific license plate or pallet with your scanning device.	Save money with improved inventory accuracy and time.
 DCWarehouse Receiving Cases per Pallet Feature.	This option allows you to calculate the number of cases (case UOM) on a given pallet (pallet UOM) for a received item.	Makes it easier for you to process the receipt of goods.
 DCWarehouse Purchase Order Blind Receiving Option.	This option allows you to hide the total amount of items to be received on the wireless device screen. Warehouse personnel will actually need to count/scan all the items.	Save money with improved inventory accuracy.
 DCWarehouse PO Receiving Match Receipt to Purchase Order for Tolerance Checking.	Allows employees to enter transactions and have automatic tolerance checking based upon the entries straight from the mobile devices.	Improves the system data accuracy and ensures proper vendor performance real-time.








 DCWarehouse PO Receiving Ability to Handle Multiple PO Lines with the Same Item.	<p>If an item is found on more than one line on a purchase order then all lines related to the item will be displayed on the handheld screen so you can select which one to receive. You will be able to see the associated purchase order line number, purchase order line description, and line quantity.</p>	<p>Save money with improved inventory accuracy.</p>
 DCWarehouse PO On-The-Fly.	<p>You can create a Purchase Order on the Fly though your handheld device. (Example: You receive an extra item on a Purchase Order due to user error, or a purchase order was completely forgotten.)</p>	<p>Save money in time savings and improved inventory visibility.</p>
 DCWarehouse Transfer Order Picking and Packaging.	<p>Allows you to pick, pack and ship transfer orders between your warehouses. This works in both fast picking and wave picking. Please note this works seamlessly through our package manager so you can utilize your integrated carriers.</p>	<p>Save time, money and improve inventory controls.</p>
 DCWarehouse Transfer Order Picking and Packaging.	<p>DCWarehouse allows for you to view not only the transfer order number but the associated shipment. A quick search function makes it simple to find transfer order information quickly for processing.</p>	<p>Saves time by making it easier for users to track vital information related to transfer orders.</p>
 DCWarehouse Transfer Orders Receiving.	<p>Sage 500 ERP transfer orders will be created according to Sage 500 ERP's normal functionality whether it is through replenishment or a straight transfer. A view is created with all required fields to process the receipt of transfer orders using the mobile device.</p>	<p>Save in the inventory movement and transfer process and improved inventory controls.</p>
 DCWarehouse Directed Put-Away to Closest Empty Bin.	<p>When an employee is receiving product via a Mobile Device a simple function key will direct them to the nearest empty bin.</p>	<p>Save money on time spent traveling through the warehouse.</p>

 DC Warehouse Vendor Returns Via Handheld Devices.	<p>Allows employees to return products to vendors in the case they are damaged or overstocked.</p>	<p>Money savings in lowering carrying costs.</p>
 DC Warehouse Container Tracking.	<p>Importers and Distributors can automatically track purchased items via transport container, and receive items via scanning devices per container as they hit the receiving dock.</p>	<p>Monetary savings with purchase tracking, improved communications with customers regarding their orders, and seamlessly tracking containers to improve your inventory control.</p>
 DC Warehouse Container Tracking One Step Container Receiving.	<p>Allows you to receive a container and all its contents in one quick step from the hand-held device. This is kept in a temporary bin for Item Costing Purposes (in the case you take ownership when the goods are still in transit or on the water). Then when the product physically arrives, you are able to free up the inventory and move it to your other stock locations.</p>	<p>Saves you time, money and ensures that accounting is updated appropriately with inventory you technically own.</p>
 DC Warehouse Container Tracking – Pallet Receiving Feature.	<p>This option allows you to receive your container to a pallet or license plate number instead of a bin. This is excellent if you plan on staging the pallet instead of breaking it apart and specifying the bin.</p>	<p>Save time and \$.</p>

## Manufacturing

Features	Benefits	ROI
 DCWarehouse Manufacturing * Integration.  <small>* Requires Sage 500 ERP Advanced Manufacturing Module.</small>	Completely automate the material issue and labor entry process for work order driven business.	Save money on improved controls with real-time labor and material issues.
 DCWarehouse Manufacturing Back Flush Feature.	This adds the ability to back flush items quickly and accurately, including bin, lot and/or serialized items.	Save money on improved production and inventory controls. Saves time in manual data entry.
 DCWarehouse MFG Start/Stop Functionality.	Allows employees the ability to process their manufacturing transactions using the Start Job/Stop Job functionality to record job start and completion.	Improved labor and time entry on the production floor.
 DCWarehouse MFG Start/Stop Functionality Multi-Step Recording.	Allows you to record multiple steps on a work order at one time and have it split the time across the steps.	Save money on improved production and inventory controls. Saves time in manual data entry.
 DCWarehouse MFG Back Flush by Work Center.	<p>This adds the ability to back flush items quickly and accurately, including bin, lot and/or serialized items by work center.</p> <p>This will also allow employees to move materials to their production or staging area for multiple work orders at one time.</p>	Save money on improved production and inventory controls. Saves time in manual data entry.
 DCWarehouse MFG PO Receiving-Inventory Control by Work Center.	This allows the movement of materials from one work center bin to another while being able to keep track of where the material will need to be back-flushed upon processing the Labor Entry transaction.	Improved production and inventory quality control.










 DC Warehouse MFG Work Center Bin Functionality.	This provides the capability to distinguish specific bins for a work center or use a bin within multiple work centers.	Ease of set up and use.
 DC Warehouse MFG Enhancement for Multiple Finished Goods.	Allows <b>multiple finished good bins</b> to be attached to a given work center for use during the Manufacturing Labor Entry.	Ease of set up and use.
 DC Warehouse MFG Co-Products Scanning.	This allows users the ability to process work orders wherein more than one finished good can be produced at a time.	Saves time in manual entry of co-product information and on routing set-up.
 DC Warehouse MFG Work Center Zone Feature.	Allows you to only move your materials from specified zones in the warehouse. Excellent for controlling materials in production runs – especially if you work with customer specific inventory.	Improved production and inventory quality control.
 DC Warehouse MFG Default Options to Modify Device Screens.	This feature gives you complete capability to turn each option on or off in a labor entry screen. This allows users to efficiently enter production with as few steps as possible.	Save time and money with more efficient processing.
 DC Warehouse MFG - Production Inquiry Tool.	This feature allows you to view the quantity you've produced or issued – so far to a work order on both the material issues and labor entry screens on your RF/Mobile Devices.	Saves time because you can quickly see material and labor issues without having to print a report or go to an inquiry on a PC.
 DC Warehouse MFG - Create Work Order from a Part Number.	This allows you – without creating a work order ahead of time, to simply scan or enter a part number with the appropriate quantities. This actually triggers DC Warehouse to create a Work Order behind the scenes and perform progress step and back flush the materials and labor steps.	Allows you to quickly handle manufacturing processes in an efficient manner.

<p>☛ Manufacturing RF Work Order Maintenance and Completion.</p>	<p>This allows you to access the Work Order Maintenance task from the RF menu. This will allow you to add, edit, delete or complete a work order step as needed. This will also automatically update the print flag so that the user does not have to go back into the Sage 500 Work Order Menu and print the work order in order to process any transactions such as material issue, material move, or labor entry from the RF for the work order.</p>	<p>Allows you to quickly handle manufacturing processes in an efficient manner.</p>
<p>☛ RF – MF Move Material via PO Receiving Bin.</p>	<p>Within DCWarehouse Automation functionality has been added to the RF Manufacturing Move Materials to support a new movement type called by PO Receiving. This new mode not only supports showing you what PO Received Lines could be moved to a work order but it also allows you to move the materials needed for a work order to a cart first (staging area) and then move it from the cart to the actual work center bin. We now allow a 2 step process if you want to move to the cart as soon as it leaves the original shelf and then have the ability to unload that cart to the work center as necessary.</p>	<p>Save money on improved production and inventory controls. More visibility into your materials.</p>
<p>☛ DCWarehouse MFG Labor Entry.</p>	<p>The Labor Entry Screen has the ability to show you the transaction number that will be recorded in Sage 500.</p>	<p>Increase productivity and speed transaction auditing.</p>
<p>☛ DCWarehouse MFG – Additional Transactions Included in our Productivity Inquiries.</p>	<p>You can view your company's productivity and ensure accountability for your personnel. Your manufacturing transactions are tracked down to the user, the transaction, labor steps, date, time and additional details. You can view and compare productivity based on individuals, groups or facilities. You can also audit your transactions at any given time.</p>	<p>Increase productivity and speed transaction auditing.</p>







<p>☛ Manufacturing Work Order Move Materials Inquiry Improvement – Add Time and Destination Bin.</p>	<p>You can now easily track when you move a product from a cart to the work center. It also shows movement between work center bins.</p>	<p>Save money on improved production and inventory controls. More visibility into your materials.</p>
<p>☛ DCWarehouse MFG – Reverse Transaction.</p>	<p>You now have the ability to be able to reverse a material transaction from your wireless device. This will enable you to reverse the transaction without having to go into Sage 500.</p>	<p>Increase productivity and speed transaction auditing.</p>
<p>☛ DCWarehouse MFG – Labor Tracking Inquiry and Labor Breakdown.</p>	<p>This allows you to see all the labor steps, time recorded, related details and add filters. You can see not only Work Order Labor Steps that have both a start and end time, but also those entries that only have a start time. This allows you to see if a labor step had been logged into but was never logged out of.</p>	<p>Increase productivity and speed transaction auditing.</p>
<p>☛ DCWarehouse MFG – Move Materials by Intermediate Bin.</p>	<p>You can now use the RF Manufacturing Move Materials screen to display the intermediate bin/cart used if a pick had been done for the order associated to the work order.</p>	<p>Allows you to quickly handle manufacturing processes in an efficient manner.</p>







## EDI Integration and Advanced Shipping Notification Data







Features	Benefits	ROI
 DCWarehouse EDI Integration.	DCWarehouse completely integrates with a number of popular EDI Software Solutions from multiple publishers. This results in a true end to end solution for clients requiring EDI capabilities with suppliers and customers. ASN's generate automatically when shipping items from the packaging manager solution.	Saves on manual entry of sales orders, purchase orders and ASN's. Completely automates the buy and sell processes for distributors.
 DCWarehouse EDI Integration.	DCWarehouse is designed in a manner that creates files that can be read by any industry standard EDI Solution. Recently we've added a .txt file capability to create the ASN SOPI 856 Text File.	Saves on manual or duplicate data entry.
 DCWarehouse EDI Integration Automation Export Tool.	Without user intervention, ASN information will be automatically <b>exported</b> to your EDI Software based upon a schedule you set up.	Saves time, money and improves work flow.
 DCWarehouse EDI Integration Automation Export Tool.	You can print ASN labels at the time of picking. The EDI Export will determine if the ASN labels were printed at either picking or when packaging and determine the correct UCC128 number to pull into the EDI Export files.	Saves time, money and improves work flow.
 DCWarehouse EDI Commit Post Restriction.	This feature in the EDI Export task allows you to restrict only orders that have been committed fully to make it through the EDI Export process.	Saves time, money and improves work flow.
 DCWarehouse EDI Integration Additional Fields.	Several more fields have been added to make EDI Communication Easier.	Saves time, money and improves work flow.

 DCWarehouse EDI Export Selection Grid Enhancement.	Allows users to fine-tune or filter out the records to send through the EDI Export.	Saves time, money and improves work flow.
--	---	---

## Inquiries, Productivity, Reporting and Analysis Tools

Features	Benefits	ROI
 DCWarehouse RF/Mobile Productivity Inquiry and Analysis.	All data/times are captured, which allow warehouse managers/operations to view what pickers/packers/shippers have actually accomplished through a given time period.	Improved controls/analysis of productivity. Save money by identifying training opportunities to improve productivity.
 DCWarehouse Automation Inventory Space Utilization.	Allows the system to recommend open bins with enough space for storage and put away.	Money saved in space utilization and better controls in inventory storage.
 DCWarehouse Automation Advanced Space Utilization Analysis/Reporting.	Analysis/Reports that show all warehouses and items/qtys within each bin.	Save money in space utilization, inventory control and time.
 DCWarehouse Inquiry - Purchase Order Lines - Containers.	The Purchase Order Lines inquiry will show you the container attached to each line, estimated container receipt date, amount received and open on the container.	Monetary savings with improved purchase order and inventory tracking.
 DCWarehouse Sales Order Entry – Package Inquiry.	Allows you to bring up a sales order that has been shipped, and drill into the package and tracking information for that order including tracking the date/time of when the package was actually shipped and the label created in Warehouse Package Manager or Process Packages.	Improved efficiency and customer service.
 DCWarehouse Shipment/Packages Report.	In report format you can see all the shipment information including tracking numbers, dates, customers and carriers.	Improve customer service.

 DCWarehouse Shipment/Packages Salesperson Filter.	This provides the capability to run the sales or shipment report by a specific salesperson.	Improved sales analysis.
 DCWarehouse Flexible Picking Option.	If you have allocation rules “outside of the box” and determine you do not want to use DCWMS picking rules, you can use the create pick list alternate method to pull your data into our pick list so you can still pick using the handheld devices.	Prevents high-priced modifications to our system.
 DCWarehouse Stock Status Inquiry.	PC Users can easily view the stock status for an item with easy to use DCWarehouse Stock Status Inquiry. Users can view the items, warehouse, bins, zones, serial numbers, lots, and quantity on hand.	Improved analysis of inventory.
 DCWarehouse Display Unit of Measure on Stock Status Inquiry.	If you have items with multiple units of measures this display makes it much easier to determine the quantity on hand based upon the unit of measure shown on the screen.	Saves user time.
 DCWarehouse RF/Mobile Item Stock Status Inquiry.	Allows employees with appropriate security to view the item stock status for any item on any of the mobile device screens. This will prevent your personnel from having to access a terminal to view the stock status for any item.	Saves user time and increases productivity. Improved analysis of Inventory.
 DCWarehouse Reporting Through Crystal®.	DCWarehouse has many Warehouse Reports to assist and analyze production ie. space utilization, real-time inventory valuation, etc. Plus the ability to customize all reports, including manifest documentation ie. bills of lading, packing slips and labels.	By using one fully integrated system, all reports reflect accurate data. Save money by allowing accounting, inventory, and all departments the same accurate picture.

 DC Warehouse Bin Replenishment Report.	<p>With the Bin Replenishment report you will be able to sort by source or destination bin. You can select to run the report for a specific warehouse, items, bins, etc. This report will list all the bins that need replenishment and amount.</p>	<p>Save time and money, improve efficiency when restocking inventory.</p>
 DC Warehouse Bin Replenishment Report Open Orders Option.	<p>This allows you to not allow look at replenishment by a min/max threshold but by your actual order demand.</p>	<p>Save time and money, improve efficiency when restocking inventory.</p>
 DC Warehouse Package Inquiry Ability To Reprint ASN Carrier, Shipping Labels, Return and Packing Lists.	<p>With this feature you have the ability, even after a shipment has posted, to reprint required ASN, Packing Lists, Carrier or Shipping Labels.</p>	<p>Save additional steps which save time.</p>
 DC Warehouse Package Manager Ability to Print ASN Label Range.	<p>This feature allows you to determine the range of ASN Labels you want to print and when you want to print them.</p>	<p>Saves you \$ because you do not print labels you do not need.</p>
 DC Warehouse Performance Tracking Inquiry.	<p>This inquiry actually breaks down by employee or user group the number of picks, packs, receipts, stock movements, returns, even idle time and more.</p>	<p>Improves efficiency by giving employees performance incentives.</p>
 DC Warehouse Package Inquiry Package Content Feature.	<p>With this feature employees have the ability to view exactly what was in each individual package at any time.</p>	<p>Saves time and improves customer service.</p>
 DC Warehouse Receiving and Put Away Discrepancy Report.	<p>This analysis tool compares what you are receiving into your QC/Receiving Bin verses Purchase Order Amount and then what you are moving to your QC Bin to put-away or fixed bins.</p>	<p>Improves efficiency and inventory accuracy.</p>



## Why DCSC Inc. and the DCWarehouse Channel?

DCSC, Inc. has been implementing Distribution and Manufacturing Business Systems for twenty years. DCWarehouse ***was built to fill a gap that most stand-alone WMS cannot meet.***

DCWarehouse Automation is a 100% seamlessly integrated WMS and Supply Chain Management Software, built as a native component of the Sage 500 ERP® Suite. All transactions are update with one database in ***real-time.***

Most WMS Competitors require a separate database which must be synchronized, a third party part label/bar-code software. Third party shipping software and even third party credit card software. DCWarehouse Automation's Suite offers you a seamlessly integrated solution which is **much simpler to learn, maintain, upgrade and use.**



DCSC, Inc. implements our solution directly and with our ***certified DCWarehouse Automation Resellers.*** If you are interested in the DCWarehouse Automation Product, please contact us today at 314-664-2200 or contact your local authorized reseller.





**DCSC Inc.**  
**5257 Shaw Avenue**  
**Saint Louis, MO 63110**  
**[www.dcsccorp.com](http://www.dcsccorp.com)**  
**314-664-2200**

Disclaimer: Sage Software, the Sage Software logos, and the Sage Software product and service names mentioned herein are registered trademarks or trademarks of Sage Software, Inc., or its affiliated entities. DCWarehouse Automation and DCPackage Manager and the DCSC Inc. product and service names mentioned herein are registered trademarks or trademarks of DCSC Inc., Inc All other trademarks are the property of their respective owners.

